

Year 7 Learn from Home

Summer Term



Year 7 Art and Design

Learn from Home: Summer Term


| | | |
|--|--|--|
| <p>Lesson 1: Watch the YouTube video and complete the observational drawing of a flower</p> <p>https://www.youtube.com/watch?v=jNTfkVLhnl4</p> | <p>Lesson 2: How To Draw Sunflower Easy Step By Step Nature Drawing Lesson 5 Realistic Flower By Art Eazy – YouTube</p> <p>https://www.youtube.com/watch?v=XUG-tpv5UW4</p> | <p>Lesson 3: How To Draw Tulip Flower Easy Step By Step Nature Drawing Lesson 3 Art tutorials By Art Eazy – YouTube</p> <p>https://www.youtube.com/watch?v=TPKwLhYuMQ0#</p> |
| <p>Lesson 1: Watch the YouTube video and complete the observational drawing of a flower</p> <p>https://www.youtube.com/watch?v=jNTfkVLhnl4</p> | <p>Lesson 2: How To Draw Sunflower Easy Step By Step Nature Drawing Lesson 5 Realistic Flower By Art Eazy – YouTube</p> <p>https://www.youtube.com/watch?v=XUG-tpv5UW4</p> | <p>Lesson 3: How To Draw Tulip Flower Easy Step By Step Nature Drawing Lesson 3 Art tutorials By Art Eazy – YouTube</p> <p>https://www.youtube.com/watch?v=TPKwLhYuMQ0#</p> |
| <p>Lesson 1: Watch the YouTube video and complete the observational drawing of a flower</p> <p>https://www.youtube.com/watch?v=jNTfkVLhnl4</p> | <p>Lesson 2: How To Draw Sunflower Easy Step By Step Nature Drawing Lesson 5 Realistic Flower By Art Eazy – YouTube</p> <p>https://www.youtube.com/watch?v=XUG-tpv5UW4</p> | <p>Lesson 3: How To Draw Tulip Flower Easy Step By Step Nature Drawing Lesson 3 Art tutorials By Art Eazy – YouTube</p> <p>https://www.youtube.com/watch?v=TPKwLhYuMQ0#</p> |



Year 7 Computing

Learn from Home: Summer Term



| | | |
|--|--|--|
| <p>Identify a series of tests to enable you to Devise a 'test plan' to test and evaluate the different elements of your Kodu Game.</p> <p>This will need to include, a test name, expected outcome and the actual outcome, along with space for any required improvements.</p> | <p>Sketch out a design for your own 'world' in Kodu. You'll need to research what characters and objects are available, and choose what to include, not forgetting how many levels you want!</p> | <p>Kodu can be downloaded for free at home here</p> <p>This is introduction to Kodu, a 3D games programming environment which will allow you to create your own game.</p> <p>Follow through the tutorials in the 'Getting Started' and 'VideosBeginner' section.</p> |
| <p>Using KS3 BBC Bitesize, follow the programming section to begin to develop an understanding of the magical world of programming.</p> <p>Make sure to test yourself using the inbuilt quizzes.</p> | <p>Using Kodu, review the worksheet to begin to program using Kodu. This task will see you develop the skills to program a rover to explore the surface of Mars.</p> | <p>Using Microsoft Forms, identify some questions to enable you to design a questionnaire that you could use to gain feedback about the game you are going/have created.</p> <p>You'll need to think about the usability, design, level of challenge and overall gaming experience for the user.</p> |
| <p>Research different game design covers. Once you are happy, create your own game design cover for a game you are going to create in Kodu.</p> <p>Kodu can be downloaded for free at home here</p> | <p>Using Oak Academy, complete and review the unit of work on Computing Systems, this is split into 6 different sections.</p>  | <p>Explore the thinkuknow website and create a 'helpguide' to discuss how to keep safe on the all the social media platforms you use.</p> |










Year 7 DT - Construction

Learn from Home: Summer Term

| | | |
|---|---|--|
| <p><u>Research</u> the process in which a common brick is made Research what they are made of, how they are formed and how they get the colour and hardness.</p> | <p><u>Write</u> describe the process that bricks are made, you could illustrate this in a story book form.</p> | <p><u>Create</u> a 3 dimensional sketch of a brick, using colours and contrasted shadings</p> <p>Extension task: Can you name find as many different types of bricks as possible?</p> |
| <p>https://youtu.be/GEvoXuFKSA0</p> | <p>https://youtu.be/3Zpwy962s8E</p> | <p>https://youtu.be/cK1XhhxsYYA</p> |

Year 7 DT - Textiles

Learn from Home: Summer Term

| | | |
|---|--|--|
| <p><u>The Impact of Fashion:</u> https://classroom.thenational.academy/lessons/the-impact-of-fashion-65h6cd</p>  | <p><u>Fibres to Fabric:</u> https://classroom.thenational.academy/lessons/fibres-to-fabric-6djk6c</p>  | <p><u>Modifications of Materials:</u> https://classroom.thenational.academy/lessons/modification-of-materials-60ukjr</p> <p>#practicallesson</p>  |
| <p><u>True cost of fashion - what fabrics do we have in the home?</u> https://classroom.thenational.academy/lessons/true-cost-of-fashion-what-fabrics-do-we-have-in-the-home-c8u32r</p>  | <p><u>Designing products for your future:</u> https://classroom.thenational.academy/lessons/designing-products-for-your-future-c9hp6r</p>  | <p><u>What is in your Wardrobe:</u> https://classroom.thenational.academy/lessons/what-is-in-your-wardrobe-74wp4t</p>  |
| <p><u>Research / Practical: Care Labels</u></p> <ol style="list-style-type: none"> 1. Watch the video on how to read care labels and what the symbols mean: What do Washing / Laundry Symbols Mean? - YouTube 2. Select one item of clothing from your wardrobe. Draw the care label symbols and write out the meanings. <p><u>ASK YOUR PARENTS/CARERS PERMISSION BEFORE COMPLETING TASK 3:</u></p> <ol style="list-style-type: none"> 3. How to wash clothes: Help your parents/carers to put your clothes in the washing machine, using the care label instructions.  | <p><u>Research Task: Using an Iron</u></p> <ol style="list-style-type: none"> 1. Watch the video on Iron Health and Safety: Safety at Home: When using an electric iron - YouTube 2. Design a poster: Including a labelled iron and health and safety rules. <p><u>ASK YOUR PARENTS/CARERS PERMISSION BEFORE COMPLETING TASK 3:</u></p> <ol style="list-style-type: none"> 3. Select an item of clothing, read the iron care label instructions (how to iron) and practise ironing that item of clothing using the health and safety rules.  | <p><u>Practical Task: Stitching Techniques</u></p> <ol style="list-style-type: none"> 1. Watch boths videos on the four-basic stitching techniques / how to stitch on a button: Hand-Sewing Basic Stitches and Techniques - How to sew a Button (Craft Basic Sewing) - YouTube <p><u>ASK YOUR PARENTS/CARERS PERMISSION BEFORE COMPLETING TASK 2:</u></p> <ol style="list-style-type: none"> 2. Practise the four-basic stitching techniques and stitching on a button on a piece of fabric.  |

Year 7 Design Technology

Learn from Home: Summer Term

CD, Vinyl Album or Download Artwork Design



Whenever bands or artists release singles or albums they always have artwork to help promote their music. A lot of artwork relies on photos – but not always

Design Brief:

A new band is to release their first single. Design the promotional artwork for the single.

Think of...

1. a name for the band or artist
2. a name for the single
3. what type of music it is

Specification

- The design should fill the square.
- It should reflect the image of the band or artist and the style of the music.
- It should be appropriate for any age group.
- Any text should be clear and legible (readable).

Research

Take a look at any albums you may have at home, search the internet for Iconic album covers. Find examples of ones you really have an 'emotional response' to. What makes a great album cover?

Create

As the instructions describe, design a new cover for a band or artist of your choice. As a challenge, create an actual size cover to fit into a CD case.

Write

Include some 'Fan' information about the group/artist. Perhaps a history of the band or some personal information about the members.

Year 7 Drama

Learn from Home: Summer Term

Y7 Drama Home Learning Menu: Murder on the Orient Express

Choose your own home learning task each week from the menu below and spend the suggested amount of time on it. They can be completed in any order; you can also complete more than one task from each section. All the tasks are based on the story of the murder on The Orient Express on the right side of this sheet so you will need to read that first. Please submit your work via Teams or on paper when you return.

Starters: 30 mins

- Create a character profile of a passenger on the train: include their name, age and reason they were travelling on The Orient Express as well as personal details such as their likes/ dislikes and hobbies.
- Draw or find an image of how you imagine the guard to look. Colour and label him.
- Research the real Orient Express and list 10 facts about it.



Main Courses: 60 mins

- Write a diary entry in role as a passenger on The Orient Express. What happens to them? Try to build tension with descriptive language.
- Draw and colour The Orient Express. Label where the body was found and where the passengers were at the time of the murder.
- Write a newspaper report on the murder; remember to include a headline, picture and interviews with key witnesses.
- Write a script or draw a storyboard of the events on The Orient Express. Set it out correctly and include stage directions for the actors performing your script/ storyboard.

Desserts: 45 mins

- Design and create your own Orient Express – perhaps use recyclable materials such as cereal boxes or cardboard.
- Design and create a costume design for one of the characters e.g. the guard or one of the passengers.

Side Orders: 30 mins

- Imagine the story of the Murder on The Orient Express has been turned into a play – design a poster for it inventing a title, show times and cast. Make it eye-catching and informative.
- Write an outline for your own murder mystery story; think about where and when it would be set, who would be the victim and suspects and what would happen.








MURDER ON THE ORIENT EXPRESS

The passengers on The Orient Express were awoken suddenly at 2am. The train had come to a sudden stop! The driver was very puzzled, so he sent the guard to investigate. The guard checked nobody had left the train and searched all of the carriages: none of the passengers admitted to pulling the emergency brake and no one seemed to be missing. The guard continued his search and discovered the dead body of a man, with a knife sticking out of his back, in the corridor leading to the bathrooms. To his horror the guard realised, if nobody had left the train and no one was missing, whoever murdered the man in the corridor must be one of the passengers still sitting on the train!

Year 7 English

Learn from Home: Summer Term

| | | |
|--|--|--|
| <p>Research a Victorian writer – include details about their life, the writing they have produced and some pictures.</p>  | <p>Write the opening to your own gothic story. Consider your vocabulary and sentence structure to build tension.</p> | <p>Research women's rights in the 19th century and write 1 paragraph explaining what it must have been like for women living during this time.</p>  |
| <p>Create a collage of 19th Century/ Victorian images and writing that you can find. Include captions.</p> | <p>Draw a gothic scene. Label your drawing with links to what makes a gothic story, e.g. where is it set? What kind of characters might they be?</p>  | <p>Write a 19th Century themed poem using your knowledge of the genre, setting and characters usually used.</p> |
| <p>https://classroom.thenational.academy/lessons/analysing-language-in-the-tell-tale-heart-part-1-71hk6c</p>  | <p>https://classroom.thenational.academy/lessons/analysing-language-in-the-tell-tale-heart-part-2-6wtptat</p> | <p>https://classroom.thenational.academy/lessons/analysing-structure-in-the-tell-tale-heart-part-1-6cukgr</p>  |

Year 7 French

Learn from Home: Summer Term

| | | |
|---|---|---|
| Do revision / create a revision resource from the HT4 Knowledge Organiser in your class files on Teams. This could be "look, say, cover, write check", flash cards or RAG (red, amber, green) rating. | Complete the Oak National academy lesson on using the verb "aller" to discuss where people go (1/3). https://classroom.thenational.academy/lessons/saying-where-people-go-16-6ct3er | Complete the Oak National academy lesson on using the verb "aller" in questions (2/3). https://classroom.thenational.academy/lessons/saying-where-people-go-part-26-6rt30d |
| Complete the Oak National Academy lesson on using prepositions with the definite article to discuss where people go (3/3). https://classroom.thenational.academy/lessons/saying-where-people-go-36-6rwk4r | Complete revision on the Seneca course "KS3 French", focusing on sections 1, 5 and 6. Go to the website https://app.senecalearning.com/dashboard/join-class/vpfu7qozl5 or use the class code - vpfu7qozl5 | Watch the Youtube video below to describe the weather, making notes on the vocabulary mentioned. Do self-quizzing using look, say, cover, write, check three time for each phrase. https://www.youtube.com/watch?v=vMQmKFJN2p0 |
| Complete the Quizlet lesson on places in the town using the link below. Complete all "study" and "play" sections for this set. https://quizlet.com/247649283/french-places-in-town-flash-cards/ | Complete the Quizlet lesson on the weather using the link below. Complete all "study" and "play" sections for this set. https://quizlet.com/525842719/french-weather-flash-cards/ | Complete the Quizlet lesson on the present tense using the link below. Complete all "study" and "play" sections for this set. https://quizlet.com/gb/578223523/french-present-tense-flash-cards/ |

Year 7 Geography

Learn from Home: Summer Term

| | | |
|---|---|--|
| <p>Research about food cultures; how does high culture, popular culture and multicultural differ?</p> <p>Use the PowerPoint to choose whether each example is high culture, popular culture or multicultural.</p> | <p>Produce a fact file on Cameroon. Give the annual income (GDP), life expectancy and literacy rate. Compare rural life (countryside) in Cameroon to urban life (city life).</p> <p>Why might rural Cameroon have a higher consumption of bushmeat?</p> | <p>Research 10 different table manners customs from around the world</p> |
| <p>What is bushmeat? Use the word document to sort the statements into reasons for bushmeat, impacts of bushmeat and strategies to reduce bushmeat.</p> | <p>Produce a poster explaining the strategies used to reduce the bushmeat trade.</p> | <p>Match the dominoes of the table manners from around the world.</p> |

Year 7 History

Learn from Home: Summer Term

| | | |
|--|--|--|
| | | |
| | | |
| | | |

Year 7 Maths

Learn from Home: Summer Term

| | | |
|--|--|--|
| <p>I will be able to work out the perimeter of a shape.</p> <p>https://corbettmaths.com/2012/08/02/perimeter/</p> <p>Watch the video and then answer the questions on the worksheet.</p> <p>https://corbettmaths.com/2019/09/04/perimeter-practice-questions/</p> | <p>I will be able to work out the area of a shape.</p> <p>https://corbettmaths.com/2013/12/20/area-of-a-rectangle-video-45/</p> <p>Watch the video and answer the questions on are</p> <p>https://corbettmaths.com/2019/08/22/area-of-a-rectangle-practice-questions/</p> | <p>I will be able to work out the percentage of a given amount.</p> <p>https://vimeo.com/505245850</p> <p>https://suttonash.sharepoint.com/sites/StaffPortal/Shared%20Documents/Forms/AllItems.aspx?id=%2Fsites%2FStaffPortal%2FShared%20Documents%2FDepartments%2FMathematics%2F2020-2021%2FBlended%20learning%20documents%2FYear%207%2FFind-a-percentage-of-a-given-amount%2Epdf&parent=%2Fsites%2FStaffPortal%2FShared%20Documents%2FDepartments%2FMathematics%2F2020-2021%2FBlended%20learning%20documents%2FYear%207</p> |
| <p>I will learn and use simple angle facts</p> <p>https://suttonash.sharepoint.com/:w:/r/sites/StaffPortal/_layouts/15/Doc.aspx?sourcedoc=%7BBEDA16BD-FFDC-481A-BAC2-2F53C958942E%7D&file=Year%207%20-%20Angle%20facts.docx&action=default&mobileredirect=true</p> | <p>I will be able to use negative numbers</p> <p>https://suttonash.sharepoint.com/:w:/r/sites/StaffPortal/_layouts/15/Doc.aspx?sourcedoc=%7B6ADB2983-8BF8-49AE-B207-031280E4921B%7D&file=Negative%20numbers.docx&action=default&mobileredirect=true</p> | <p>I will be able to work out missing angles within polygons.</p> <p>Angles in polygons (corbettmaths.com)</p> <p>Video clip 32 and answers are available through a link on the worksheet.</p> |
| <p>Use Hegarty maths to address any topics in maths with which you have difficulty.</p> <p>https://hegartymaths.com</p> | <p>I will learn to $+/-/ \times / \div$ and order decimals.</p> <p>https://corbettmaths.com/contents/</p> <p>Video clips 90 – 95 and textbook exercises. Each worksheet has a link to the video clip and answers.</p> | |

Year 7 Music

Learn from Home: Summer Term

| | | |
|--|--|--|
| Draw and label minimum of 3 Gamelan instruments. What are they called, what are they made from and how are they played? | Create a table explaining the key musical differences between Javanese and Balinese orchestra. | Create a poster talking about some of the customs and beliefs of Gamelan music ie the position they sit, taking their shoes off, the colours of the clothes and instruments. |
| Compare an orchestra layout for a European symphony orchestra and a Gamelan orchestra. Discuss the key differences between the 2 layouts. Include images of the two layouts. | Listen to some gamelan music. How does this differ from the music we listen to in this country? Which one would you recommend and why? | Create a travel brochure for Indonesia. Use the small brochure to promote islands such as Java and Bali. You could discuss weather, food, religion, travel, currency, places to visit. |
| Research the different Gamelan parts ie Kethuk, Peking, Balungan etc. How are they interlinked. | Create a student friendly guide for the Gamelan aimed at primary school children. What is it, how is it played, how is the music presented. Must include student friendly language and include a range of pictures and tips. | Design your own "gamelan inspired" instrument. What is it made from and how would it be played? |



Year 7 Physical Education

Learn from Home: Summer Term





| | | |
|---|---|--|
| <p>PRACTISE Challenge</p> <p>You have to try and create a STREAK! How many days can you do 20 burpees in a day for? You can do 10 in the morning and 10 in the afternoon or all at once!</p> <p>How many days can you keep it going?</p> | <p>REFLECT</p> <p>Think back to last term in PE. Can you write a report saying what you did last term in your PE lessons?</p> <p>You should really reflect on what it is you have learnt and highlight some of the key skills that you have developed and may want to improve when you come back to school. Think about creative writing, grammar and as if you were writing this in an English class.</p> | <p>ACTIVATE</p> <p>Laws of sport. Choose 3 different Sports. Create a set of cue cards that has the laws (rules) of each sport on them. You should find a minimum of 15 laws per sport. You can include diagrams of pitches and equipment also.</p> |
| <p>ACTIVATE & PRACTISE - <u>Design a Training Programme</u></p> <p>It's time to improve some of your personal fitness! Choose one component of fitness (flexibility you may need to research these) and create a training programme for 4 weeks. You should plan something for every day, even if it's rest. Try and complete your programme</p> | <p>REVIEW - <u>Mental Wellness</u></p> <p>Our mental wellness could have been really affected during your period away from school and 'normal' life. Can you review some of the ways you have dealt with your mental wellbeing (for example going a walk, cycle run with your family) by writing a letter or creating an audio file (you can use your own phone voice recorder). After completing it read it back and review whether or not this has worked for you or not. We are really excited to hear about these.</p> | <p>PRACTISE - <u>STEP CHALLENGE!</u></p> <p>At walking pace, it is estimated it takes 100K steps to complete a Marathon. See how long would it take you to do 100K steps. Send us your results! This could be done outside, or in the home. For example going up and down the stairs, be creative and let us know how you did this.</p> |
| <p>PRACTISE</p> <p>Now that Lockdown restrictions have been put back in place, you can still exercise at home or outside with your family. Set yourself a safe route near home or in the home/garden. Complete your route EVERYDAY but you have to get faster every time. You can walk, run, cycle. What tactic will you adopt to achieve this?</p> | <p>PRACTISE - <u>Work out of the Week.</u></p> <p>Complete this once every week.</p> <p>Record how fast you complete it:</p> <ul style="list-style-type: none">• 25 Press Ups• 25 Sit-up's• 25 Burpees• 25 Squats | <p>REFLECT - <u>Reflection Time</u></p> <p>It's important to take time out. Just give yourself 5 mins to sit quietly and appreciate your surroundings every day</p> |



Year 7 PSHCE




Learn from Home: Summer Term



| | | |
|--|--|---|
| <p>Committed, stable relationships https://classroom.thenational.academy/lessons/committed-stable-relationships-cmt6ac</p>  | <p>Careers: Plan for the future What would you like your life at 30 to look like? Think about...</p> <ul style="list-style-type: none"> • Your Education and qualification • Your job and Career • Where you will be living and with whom. • What will your family situation be (married, single, cohabiting, children etc) <p>Describe what you will need to do in order to achieve this dream.</p> | <p>Positive and healthy friendships https://classroom.thenational.academy/lessons/positive-and-healthy-friendships-6hh36e</p>  |
| <p>What can I do to play my part in looking after the environment?</p> <p>Research project: What are the issues facing the environment today? Research some of the issues facing the environment today. You could do this as a piece of written work or a poster / infographic.</p> | <p>Benefits of a healthy lifestyle https://classroom.thenational.academy/lessons/benefits-of-a-healthy-lifestyle-64v6ar</p>  | <p>Physical activity and mental well being https://classroom.thenational.academy/lessons/physical-activity-and-mental-wellbeing-74u34r</p>  |
| <p>What is mental well being? https://classroom.thenational.academy/lessons/what-is-mental-wellbeing-69gket</p>  | <p>How the on-line world is different to the real world https://classroom.thenational.academy/lessons/how-the-online-world-is-different-to-real-life-c8vk4d</p>  | <p>News article analysis Choose a news article from the last week, it can be online or printed. It should be a current affairs/news story not gossip, sport or entertainment.</p> <ul style="list-style-type: none"> • Write the headline of the article, which paper/website it came from and the date it was published. • Summarise the article into about 50 words. <p>Analysis the article using some of these sentence starters -</p> <ul style="list-style-type: none"> • I noticed..... • A question I have is..... • I wonder why..... • I began to think of..... • It seems like..... • I can't really understand..... • I'm not sure..... • I know the feeling..... • I loved the way..... • I realised..... • I was surprised..... • If I were..... • I discovered..... |


Year 7 Religious Studies

Learn from Home: Summer Term

| | | |
|---|---|--|
| <p>Research the Story of the Fall of Adam and Eve and create a character profile on each of the characters in the story.</p> <ul style="list-style-type: none"> • Adam • Eve • God • Serpent | <p>Day of Judgement https://classroom.thenational.academy/lessons/day-of-judgement-6wr36d</p>  | <p>Research the story of Job and Create an advice page looking at the issues that happened to Job.</p> |
| <p>Produce a list of things that religious people would believe to be right and things that they believe to be wrong.</p> <p>From your list pick three from each section to write about how you would deal with the problems.</p> | <p>Research the Golden Rule from all six major world religions and create a poster explaining to a non religious person what these rules are.</p> | <p>Write an interview with one of the characters from the story of the Fall explaining how they are feeling now they have betrayed God.</p> |
| <p>Ibrahim's Sacrifice https://www.muslimaid.org/what-we-do/religious-dues/qurbani/story-of-ibrahim/</p> <p>Create a storyboard of the events from this story.</p> | <p>Sin, Judgement and Forgiveness https://classroom.thenational.academy/lessons/sin-judgement-and-forgiveness-70tp2t</p>  | <p>Angels in Islam https://classroom.thenational.academy/lessons/angels-6mr62c</p>  |

Year 7 Science

Learn from Home: Summer Term

| | | |
|---|--|---|
| <p>Revise topics on Seneca</p> <p>Class Code: Im7df9wnuh</p> | <p>Complete a lesson on Oak National Academy</p> <p>Comparing animal and plant cells</p> | <p>Revise on BBC Bitesize</p> <p>What are Forces?</p> |
| <p>Use each of these key words in a sentence:</p> <ol style="list-style-type: none"> 1. Inherit 2. Habitable Zone 3. Magnification 4. Compound 5. Sublimation | <p>Read the following science news articles:</p> <p>NASA's Perseverance Rover</p> <p>The Solar System's Largest-Known Canyon</p> <p>Giraffes inherit their spots</p> <p>How birds stay in the air</p> | <p>Complete this simple diffusion experiment (with adult supervision)</p>  |
| <p>Practise building molecules using this simulation</p> | <p>Watch this video on the digestive system</p> | <p>Research and make notes on how we see things.</p> |

Year 7 Spanish

Learn from Home: Summer Term

| | | |
|---|---|--|
| Do revision / create a revision resource from the HT4 Knowledge Organiser in your class files on Teams. This could be "look, say, cover, write check", flash cards or RAG (red, amber, green) rating. | Complete the Quizlet lesson on discussing the weather using the link below. Complete all "study" and "play" sections for this set. https://quizlet.com/292069745/weather-in-spanish-weather-expressions-flash-cards/ | Create a Poster about the weather and seasons of the year in Spanish entitled Que tiempo hace? Use the Quizlet vocabulary and your knowledge organiser to support you. https://quizlet.com/292069745/weather-in-spanish-weather-expressions-flash-cards/ |
| Complete the worksheets in your class files section on Teams. Sheet 1 - Que tiempo hace? Sheet 2 - Hago and Juego Once you have completed these, do "look, say, cover, write, check" with the words and phrases that you found most challenging. Pick at least five. | Complete revision on the Seneca course "KS3 Spanish", focusing on sections 1, 2, 4 and 5. Go to the website https://app.senecalearning.com/dashboard/join-class/meeus5zjg6 or use the class code - meeus5zjg6 | Complete the Oak National academy lesson "saying what people do and don't do" (1/2). https://classroom.thenational.academy/lessons/saying-what-people-do-and-dont-do-part-12-cgt3jd |
| Complete the Oak National academy lesson "saying what people do and don't do" (2/2). https://classroom.thenational.academy/lessons/saying-what-people-do-and-dont-do-part-22-6djp6d | Complete the Quizlet lesson on using "hago" and "juego" using the link below. Complete all "study" and "play" sections for this set. https://quizlet.com/548427734/juego-hago-voy-tba-flash-cards/ | Complete the Quizlet lesson on the present tense using the link below. Complete all "study" and "play" sections for this set. https://quizlet.com/527113796/regular-present-tensespanish-flash-cards/ |